

## Basic performance data - WAMAK AiWa 11 EVI H Out

Heating - EN 14511		
Heating capacity [kW]	A7 / W35	12.4
	A2 / W35	10.6
	A-7 / W34	8.8
Electrical power input [kW]	A7 / W35	2.5
	A2 / W35	2.6
	A-7 / W34	2.5
Heating efficiency faktor [COP]	A7 / W35	4.85
	A2 / W35	4.12
	A-7 / W34	3.49
Seasonal space heating energy efficiency - SCOP EN 14825		
Average Climate / Low Temperature [35 °C]	SCOP	4.77
	$\eta$ [ % ]	190.9
	Label	A+++
	Qhe [ kWh ]	4168.8
	Pdesignh [ kW ]	9.9
	Tbivalent [ °C ]	-7
Cooling		
Cooling capacity - [kW]	A35 / W23-18	11.5
	A25 / W23-18	12.3
	A35 / W12-7	8.6
	A25 / W12-7	8.6
Seasonal space cooling energy efficiency - SEER EN 14825		
[ W 23 / 18 °C ]	SEER	4.69
	Qce [ kWh ]	5160.0
	$\eta_c$ [ % ]	187.5
Sound EN 12102		
Acoustic power - Lw	dB(A)	56.8
Acoustic pressure - Lp	1 m dB(A)	48.8
	5 m dB(A)	34.8
	10 m dB(A)	28.8
Mechanical and operational information		
Compressor type (3~ 400/50)	SCROLL / 1 /	On/Off
Refrigerant	R410A (GWP - 2088)	5 kg
Operating limit temperatures heating - (min / max ) [ °C ]		25 / <b>65</b>
Operating limit temperatures source - (min / max ) [ °C ]		<b>-22</b> / 40
Weight		275 kg

## Main technical data - WAMAK AiWa 11 EVI H Out

Enclosure type		AiWa-O		Heat energy rejection side data		
Basic dimensions	Height [mm]	1760		Operating limit temperatures heating	MAX [°C]	65
	Width [mm]	920			MIN [°C]	25
	Length [mm]	660		for more see operating limits diagram		
Weight [kg]	275		Condenser	Port size	1 "	
Colour	Gray			Type	BPHE	
Enclosure IP Class	IP44			Count	1	
				Material	AISI 316	
Refrigeration cycle				Maximal operating pressure - refrigerant [bar]	45	
Compressor	Type	Scroll		Maximal operating pressure - Water [bar]	6	
	Number of stages	1		Testing pressure [bar]	70	
	On/Off			Heat transfer medium	Water	
	Power factor Cosφ	0.79		Volume flow @ dT 5K (nom) - Water [m3/h]	2.13	
	Winding resistance	3.20 Ohm		Internal pressure drop - Water [kPa]	12	
Refrigerant		R410A		ECM speed circulator - condenser	UPM3 25-75	
	Volme	5 kg		Flow sensor consumer - analogue	0..10V	
	GWP	2088		Temperature difference	@ 35°C (nom)	5 K
	Safety class	A1			@ 55°C	8 K
			@ 65°C		10 K	
Refrigeration oil type	POE RL32-3MAF			Renewable energy extraction side data		
	Oil volume	1.25 L		Operating limit temperatures source	MIN [°C]	-22
Maximal pressure - refrigerant [bar]		45			MAX [°C]	40
	PED class	1		for more see operating limits diagram		
EVI - vapour injection with economizer				Evaporator	Type	Cu-coil /Al-fin
APS System of liquid subcooling					Count	1
Reversible operation (cooling)					Material	Cu/Al
Reverse defrosting with hot gas				Maximal operating pressure - refrigerant [bar]	28	
Electrical connection data				Heat transfer medium	Air	
Line voltage [#~ V/Hz]	3~ 400/50		Volume flow - Air [m3/h]	3930		
Current	nominal [A]	4.28		Internal pressure drop - Air [kPa]	0.023	
	maximal [A]	9.20		Temperature difference - Air	7 K	
	starting [A]	11.55		Number of fans	1	
Softstart	MCI 12		Fan diameter [mm]	630		
Main safety	C20		Control System			
Main controller				SIEMENS RVS 21 AVS 55.199		
Extension module	AVS75.3xx	AVS75.3xx	AVS75.372			
		LPB OCI346	Modbus OCI352			
Online connection		Web server OZW672	ToSyMo			
Superheat controller	1 - EEV H/C					

\*\*\* with accessory

## WAMAK AiWa 11 EVI H Out

### ErP (EU) No 811/2013: Technical parameters for heat pump space heaters

Model	AiWa 11 EVI H Out
Air-to-water heat pump	yes
Brine-to-water heat pump	no
Water-to-water heat pump	no
Low-temperature heat pump	no
Equipped with a supplementary heater	no
Heat pump combination heater	no
Temperature application	low (35°C - 30°C)
Climate conditions	average

Item	Symbol	Value	Unit	Item	Symbol	Value	Unit
Rated heat output at Tdesignh	Prated	9.9	kW	Seasonal space heating energy efficiency	$\eta_s$	190.9	%
Declared capacity for heating for part load at indoor temperature 20 °C and outdoor temperature Tj				Declared coefficient of performance or primary energy ratio for part load at indoor temperature 20 °C and outdoor temperature Tj			
Tj = -7 °C	Pdh	8.8	kW	Tj = -7 °C	COPd	3.49	-
Tj = +2 °C	Pdh	10.6	kW	Tj = +2 °C	COPd	4.7	-
Tj = +7 °C	Pdh	12.3	kW	Tj = +7 °C	COPd	6.1	-
Tj = +12 °C	Pdh	14.3	kW	Tj = +12 °C	COPd	8.2	-
Tj = bivalent temperature	Pdh	8.5	kW	Tj = bivalent temperature	COPd	3.3	-
Tj = operation limit temperature	Pdh	6.2	kW	Tj = operation limit temperature	COPd	2.4	-
Bivalent temperature	Tbiv	-7	°C	Tj = operation limit temperature	TOL	-22	°C
Power consumption in modes other than active mode				Heating water operating limit temperature	WTOL	65	°C
Off mode	Poff	0.010	kW	Supplementary heater			
Thermostat-off mode	Pto	0.010	kW	Rated heat output	Psup	4.4	kW
Standby mode	Psb	0.010	kW	Type of energy input	electricity		
Crankcase heater mode	Pck	0.020	kW	For air-to-water heat pumps: Rated air flow rate, outdoors			
Other items				For water- or brine-to-water heat pumps: Rated brine or water flow rate, outdoor heat exchanger			
Capacity control		fixed					
Sound power level							
indoors	Lwa	---	dB				
outdoors	Lwa	57	dB				
Annual energy consumption	Q <sub>HE</sub>	4168.8	kWh				

**Contact details:** WAMAK, s.r.o., Orovnicna 252, 96652, Orovnicna, Slovakia, info@wamak.sk

## WAMAK AiWa 11 EVI H Out

### ErP (EU) No 811/2013: Technical parameters for heat pump space heaters

Model	AiWa 11 EVI H Out
Air-to-water heat pump	yes
Brine-to-water heat pump	no
Water-to-water heat pump	no
Low-temperature heat pump	no
Equipped with a supplementary heater	no
Heat pump combination heater	no
Temperature application	middle (55°C - 47°C)
Climate conditions	average

Item	Symbol	Value	Unit	Item	Symbol	Value	Unit
Rated heat output at Tdesignh	Prated	10.5	kW	Seasonal space heating energy efficiency	$\eta_s$	143.7	%
Declared capacity for heating for part load at indoor temperature 20 °C and outdoor temperature Tj				Declared coefficient of performance or primary energy ratio for part load at indoor temperature 20 °C and outdoor temperature Tj			
Tj = -7 °C	Pdh	9.2	kW	Tj = -7 °C	COPd	2.32	-
Tj = +2 °C	Pdh	10.7	kW	Tj = +2 °C	COPd	3.5	-
Tj = +7 °C	Pdh	12.4	kW	Tj = +7 °C	COPd	4.7	-
Tj = +12 °C	Pdh	14.3	kW	Tj = +12 °C	COPd	6.7	-
Tj = bivalent temperature	Pdh	9.0	kW	Tj = bivalent temperature	COPd	2.1	-
Tj = operation limit temperature	Pdh	7.1	kW	Tj = operation limit temperature	COPd	1.7	-
Bivalent temperature	Tbiv	-7	°C	Tj = operation limit temperature	TOL	-22	°C
Power consumption in modes other than active mode				Heating water operating limit temperature	WTOL	65	°C
Off mode	Poff	0.010	kW	Supplementary heater			
Thermostat-off mode	Pto	0.010	kW	Rated heat output	Psup	4.4	kW
Standby mode	Psb	0.010	kW	Type of energy input	electricity		
Crankcase heater mode	Pck	0.020	kW				
Other items				For air-to-water heat pumps: Rated air flow rate, outdoors	-	3930	m <sup>3</sup> /h
Capacity control	fixed			For water- or brine-to-water heat pumps: Rated brine or water flow rate, outdoor heat exchanger	-	---	m <sup>3</sup> /h
Sound power level							
indoors	Lwa	---	dB				
outdoors	Lwa	57	dB				
Annual energy consumption	Q <sub>HE</sub>	5922.0	kWh				

**Contact details:** WAMAK, s.r.o., Orovnicna 252, 96652, Orovnicna, Slovakia, info@wamak.sk



**ENERG** Y IIA  
 енергия - ενεργεια IE IA



AiWa 11 EVI H Out



55 °C

35 °C



Speaker icon  
--- dB

House icon  
57 dB

■ 12	■ 11
■ 11	■ 10
■ 11	■ 10
kW	kW

2019

811/2013

AiWa 11 EVI H Out

ErP Data

	55 °C	35 °C
Energy class	<b>A++</b>	<b>A+++</b>
$\eta$ [%]	143.7	190.9
$P_{rated}$ [kW]	11	10
$Q_{HE}$ [kWh/y]	5922	4169
SCOP [-]	3.59	4.77
$T_{bivalent}$ [°C]	-7	-7

CONTROLLER



+ QAA55/75 class VII 3.5% ↓  
 - QAA55/75 class III 1.5% ↓

Heating performance data

Version: v2024.010-AW

Average Climate / Low Temperature [35°C]

ZHI11K1P-TFM\_R410A\_1\_AW

Operating conditions		Qh	P	COP
1	A7 / W30-35	12.4	2.5	4.85
2	A2 / W35	10.6	2.6	4.12
3	A-22 / W35	6.2	2.5	2.45
A	A-7 / W34	8.8	2.5	3.49
B	A2 / W30	10.6	2.3	4.66
C	A7 / W27	12.3	2.0	6.05
D	A12 / W24	14.3	1.7	8.24
E	A-10 / W35	8.5	2.6	3.29
F	A-7 / W34	8.8	2.5	3.49

SCOP DATA EN 14825:2018	
<b>Average Climate / Low Temperature [35°C]</b>	
SCOPon	4.91
SCOPnet	4.95
SCOP	4.77
η [%]	190.93
Label	A+++
Qh [ kWh ]	4168.78
Pdesignh [ kW ]	9.9
Tbivalent [ °C ]	-7.00

Average Climate / Medium Temperature [55°C]

Operating conditions		Qh	P	COP
1	A7 / W47-55	12.3	4.3	2.88
2	A2 / W55	10.9	4.3	2.53
3	A-22 / W55	7.1	4.0	1.66
A	A-7 / W52	9.2	4.0	2.32
B	A2 / W42	10.7	3.1	3.46
C	A7 / W36	12.4	2.6	4.72
D	A12 / W30	14.3	2.1	6.75
E	A-10 / W55	9.0	4.3	2.11
F	A-7 / W55	9.3	4.3	2.17

SCOP DATA EN 14825:2018	
<b>Average Climate / Medium Temperature [55°C]</b>	
SCOPon	3.66
SCOPnet	3.69
SCOP	3.59
η [%]	143.70
Label	A++
Qh [ kWh ]	5921.98
Pdesignh [ kW ]	10.5
Tbivalent [ °C ]	-7.00

Cooling performance data

Low temperature cooling W 12 / 7°C

Operating conditions		Qc	P	EER
A	A35 / W12-7	8.6	3.2	2.71
B	A30 / W12-7	8.9	2.8	3.19
C	A25 / W12-7	9.2	2.4	3.75
D	A20 / W12-7	9.4	2.1	4.40

SEER DATA EN 14825:2018 [ W 12 / 7°C ]	
SEERon	3.64
SEER	3.52
Qc [ kWh ]	1784.23
η [%]	140.89

Radiant cooling W 23 / 18°C

Operating conditions		Qc	P	EER
A	A35 / W23-18	11.5	3.2	3.65
B	A30 / W23-18	11.9	2.5	4.30
C	A25 / W23-18	12.3	2.2	5.05
D	A20 / W23-18	12.7	1.8	5.92

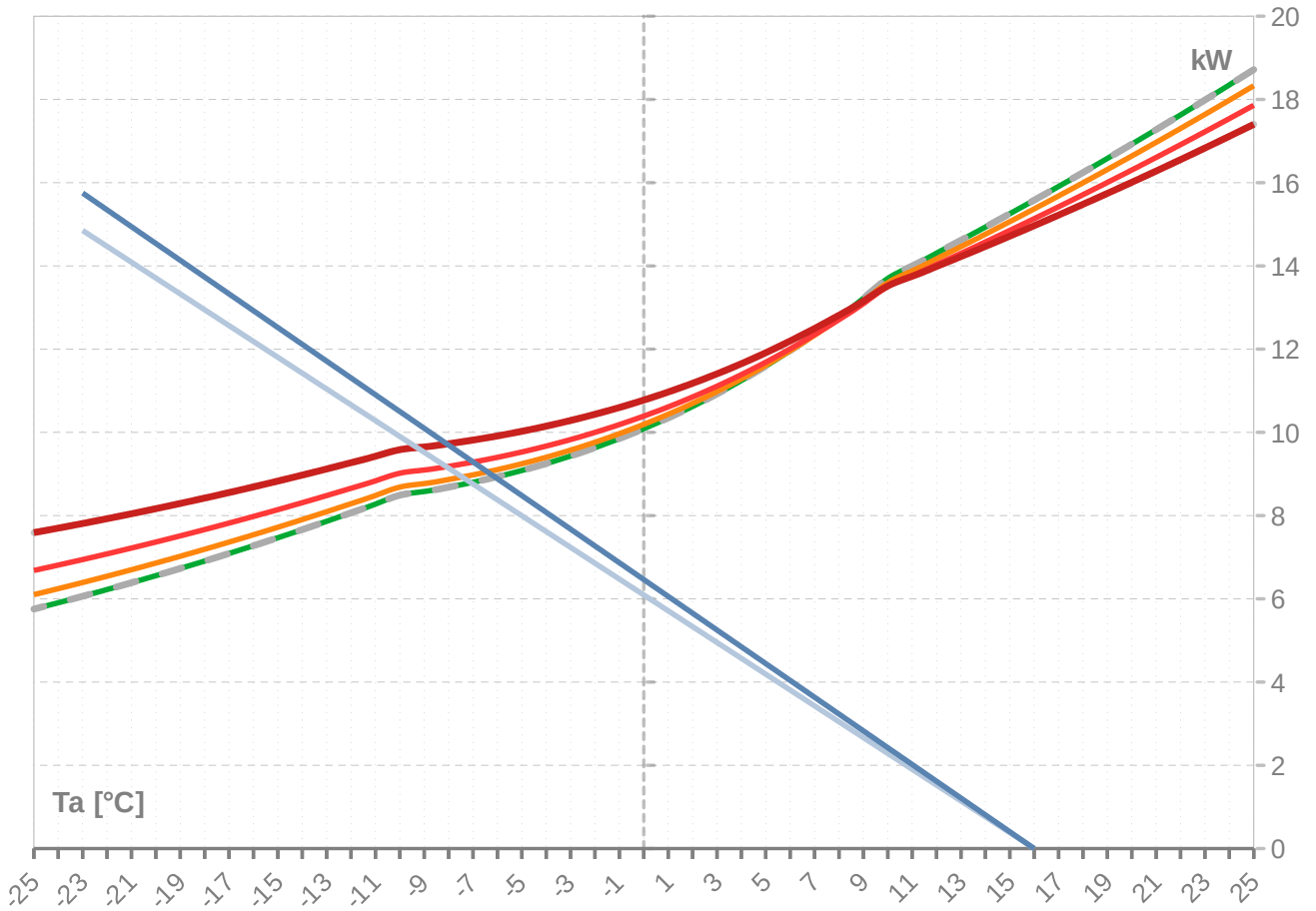
SEER DATA EN 14825:2018 [ W 23 / 18°C ]	
SEERon	4.90
SEER	4.69
Qc [ kWh ]	1325.59
η [%]	187.55

# WAMAK AiWa 11 EVI H Out

ZHI11K1P-TFM\_R410A\_1\_AW

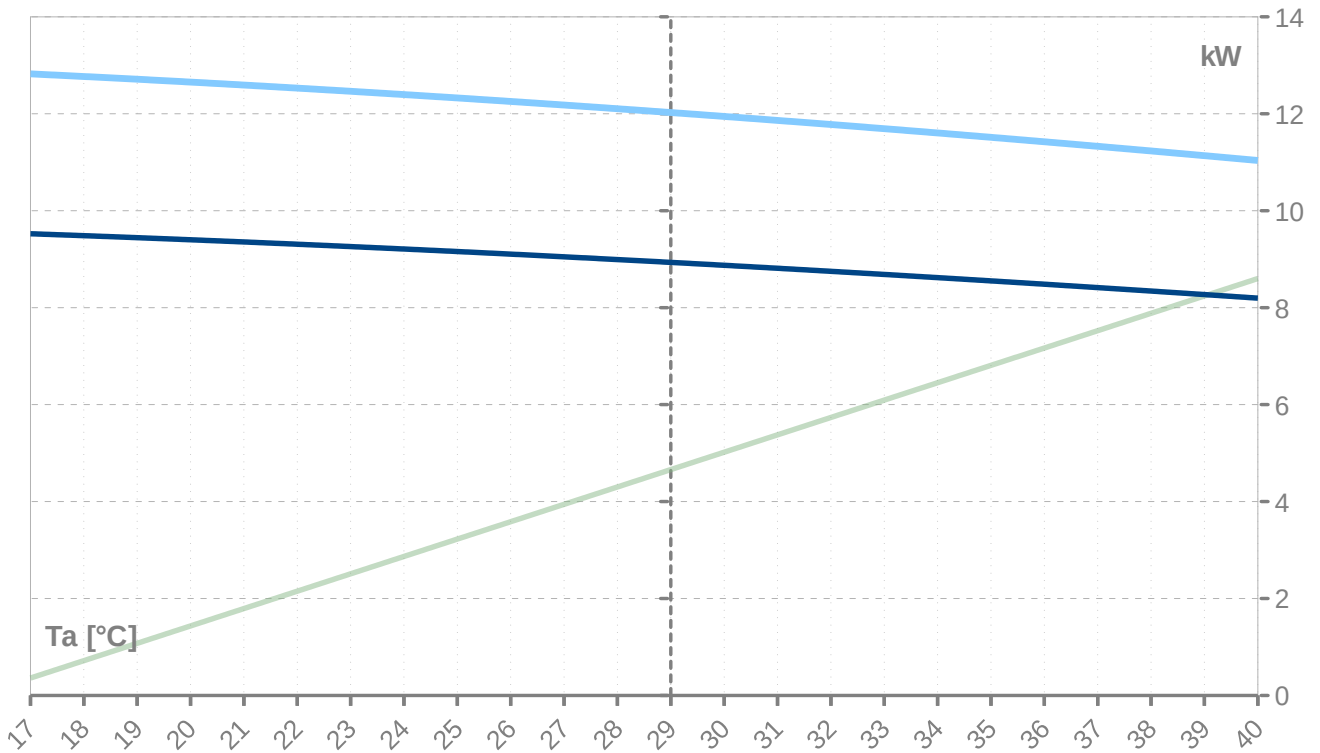
## Performance lines - heating

- Qh-nom-35    — Qh-min-35    - - - Qh-max-65    — Qh-nom-45    — Qh-nom-55
- Qh-nom-65    — Pratedh-35    — Pratedh-55



## Performance lines - cooling

- Pratedc    — Qc-12/7    — Qc-23/18



Th [°C]		35 °C								
Ta [°C]	Qh nom [kW]	Qh min [kW]	Qh max [kW]	Pin nom [kW]	Pin-min [kW]	Pin-max [kW]	COP kW / kW	I nom [A]	I min [A]	I max [A]
25	<b>15.9</b>	15.9		<b>2.4</b>	2.4		<b>6.68</b>	4.1	4.1	
24	<b>15.9</b>	15.9		<b>2.4</b>	2.4		<b>6.68</b>	4.1	4.1	
23	<b>15.9</b>	15.9		<b>2.4</b>	2.4		<b>6.68</b>	4.1	4.1	
22	<b>15.9</b>	15.9		<b>2.4</b>	2.4		<b>6.68</b>	4.1	4.1	
21	<b>15.9</b>	15.9		<b>2.4</b>	2.4		<b>6.68</b>	4.1	4.1	
20	<b>15.9</b>	15.9		<b>2.4</b>	2.4		<b>6.68</b>	4.1	4.1	
19	<b>15.9</b>	15.9		<b>2.4</b>	2.4		<b>6.68</b>	4.1	4.1	
18	<b>15.9</b>	15.9		<b>2.4</b>	2.4		<b>6.68</b>	4.1	4.1	
17	<b>15.9</b>	15.9		<b>2.4</b>	2.4		<b>6.68</b>	4.1	4.1	
16	<b>15.6</b>	15.6	15.6	<b>2.4</b>	2.4	2.4	<b>6.49</b>	4.2	4.2	4.2
15	<b>15.3</b>	15.3	15.3	<b>2.4</b>	2.4	2.4	<b>6.30</b>	4.2	4.2	4.2
14	<b>14.9</b>	14.9	14.9	<b>2.4</b>	2.4	2.4	<b>6.12</b>	4.2	4.2	4.2
13	<b>14.6</b>	14.6	14.6	<b>2.5</b>	2.5	2.5	<b>5.95</b>	4.2	4.2	4.2
12	<b>14.3</b>	14.3	14.3	<b>2.5</b>	2.5	2.5	<b>5.79</b>	4.2	4.2	4.2
11	<b>14.0</b>	14.0	14.0	<b>2.5</b>	2.5	2.5	<b>5.63</b>	4.3	4.3	4.3
10	<b>13.7</b>	13.7	13.7	<b>2.5</b>	2.5	2.5	<b>5.48</b>	4.3	4.3	4.3
9	<b>13.2</b>	13.2	13.2	<b>2.5</b>	2.5	2.5	<b>5.25</b>	4.3	4.3	4.3
8	<b>12.8</b>	12.8	12.8	<b>2.5</b>	2.5	2.5	<b>5.04</b>	4.3	4.3	4.3
7	<b>12.4</b>	12.4	12.4	<b>2.5</b>	2.5	2.5	<b>4.85</b>	4.3	4.3	4.3
6	<b>12.0</b>	12.0	12.0	<b>2.6</b>	2.6	2.6	<b>4.68</b>	4.3	4.3	4.3
5	<b>11.6</b>	11.6	11.6	<b>2.6</b>	2.6	2.6	<b>4.52</b>	4.3	4.3	4.3
4	<b>11.2</b>	11.2	11.2	<b>2.6</b>	2.6	2.6	<b>4.37</b>	4.4	4.4	4.4
3	<b>10.9</b>	10.9	10.9	<b>2.6</b>	2.6	2.6	<b>4.24</b>	4.4	4.4	4.4
2	<b>10.6</b>	10.6	10.6	<b>2.6</b>	2.6	2.6	<b>4.12</b>	4.4	4.4	4.4
1	<b>10.3</b>	10.3	10.3	<b>2.6</b>	2.6	2.6	<b>4.00</b>	4.4	4.4	4.4
0	<b>10.1</b>	10.1	10.1	<b>2.6</b>	2.6	2.6	<b>3.90</b>	4.4	4.4	4.4
-1	<b>9.8</b>	9.8	9.8	<b>2.6</b>	2.6	2.6	<b>3.81</b>	4.4	4.4	4.4
-2	<b>9.6</b>	9.6	9.6	<b>2.6</b>	2.6	2.6	<b>3.72</b>	4.4	4.4	4.4
-3	<b>9.4</b>	9.4	9.4	<b>2.6</b>	2.6	2.6	<b>3.65</b>	4.4	4.4	4.4
-4	<b>9.2</b>	9.2	9.2	<b>2.6</b>	2.6	2.6	<b>3.58</b>	4.4	4.4	4.4
-5	<b>9.1</b>	9.1	9.1	<b>2.6</b>	2.6	2.6	<b>3.51</b>	4.4	4.4	4.4
-6	<b>8.9</b>	8.9	8.9	<b>2.6</b>	2.6	2.6	<b>3.46</b>	4.4	4.4	4.4
-7	<b>8.8</b>	8.8	8.8	<b>2.6</b>	2.6	2.6	<b>3.41</b>	4.4	4.4	4.4
-8	<b>8.7</b>	8.7	8.7	<b>2.6</b>	2.6	2.6	<b>3.36</b>	4.4	4.4	4.4
-9	<b>8.6</b>	8.6	8.6	<b>2.6</b>	2.6	2.6	<b>3.32</b>	4.4	4.4	4.4
-10	<b>8.5</b>	8.5	8.5	<b>2.6</b>	2.6	2.6	<b>3.29</b>	4.4	4.4	4.4
-11	<b>8.3</b>	8.3	8.3	<b>2.6</b>	2.6	2.6	<b>3.21</b>	4.4	4.4	4.4
-12	<b>8.1</b>	8.1	8.1	<b>2.6</b>	2.6	2.6	<b>3.13</b>	4.4	4.4	4.4
-13	<b>7.9</b>	7.9	7.9	<b>2.6</b>	2.6	2.6	<b>3.06</b>	4.4	4.4	4.4
-14	<b>7.7</b>	7.7	7.7	<b>2.6</b>	2.6	2.6	<b>2.98</b>	4.3	4.3	4.3
-15	<b>7.5</b>	7.5	7.5	<b>2.6</b>	2.6	2.6	<b>2.91</b>	4.3	4.3	4.3
-16	<b>7.3</b>	7.3	7.3	<b>2.6</b>	2.6	2.6	<b>2.84</b>	4.3	4.3	4.3
-17	<b>7.1</b>	7.1	7.1	<b>2.6</b>	2.6	2.6	<b>2.77</b>	4.3	4.3	4.3
-18	<b>6.9</b>	6.9	6.9	<b>2.6</b>	2.6	2.6	<b>2.70</b>	4.3	4.3	4.3
-19	<b>6.7</b>	6.7	6.7	<b>2.6</b>	2.6	2.6	<b>2.64</b>	4.3	4.3	4.3
-20	<b>6.6</b>	6.6	6.6	<b>2.5</b>	2.5	2.5	<b>2.57</b>	4.3	4.3	4.3
-21	<b>6.4</b>	6.4	6.4	<b>2.5</b>	2.5	2.5	<b>2.51</b>	4.3	4.3	4.3
-22	<b>6.2</b>	6.2	6.2	<b>2.5</b>	2.5	2.5	<b>2.45</b>	4.3	4.3	4.3
-23	<b>6.1</b>	6.1	6.1	<b>2.5</b>	2.5	2.5	<b>2.39</b>	4.3	4.3	4.3
-24	<b>5.9</b>	5.9	5.9	<b>2.5</b>	2.5	2.5	<b>2.33</b>	4.3	4.3	4.3
-25	<b>5.8</b>	5.8	5.8	<b>2.5</b>	2.5	2.5	<b>2.27</b>	4.3	4.3	4.3

\* attention: operating limits not reflected in performance table



Th [°C]		45 °C								
Ta [°C]	Qh nom [kW]	Qh min [kW]	Qh max [kW]	Pin nom [kW]	Pin-min [kW]	Pin-max [kW]	COP kW / kW	I nom [A]	I min [A]	I max [A]
25	<b>18.3</b>	18.3	18.3	<b>3.0</b>	3.0	3.0	<b>6.02</b>	4.9	4.9	4.9
24	<b>18.0</b>	18.0	18.0	<b>3.1</b>	3.1	3.1	<b>5.86</b>	4.9	4.9	4.9
23	<b>17.6</b>	17.6	17.6	<b>3.1</b>	3.1	3.1	<b>5.70</b>	5.0	5.0	5.0
22	<b>17.3</b>	17.3	17.3	<b>3.1</b>	3.1	3.1	<b>5.55</b>	5.0	5.0	5.0
21	<b>17.0</b>	17.0	17.0	<b>3.1</b>	3.1	3.1	<b>5.41</b>	5.0	5.0	5.0
20	<b>16.6</b>	16.6	16.6	<b>3.2</b>	3.2	3.2	<b>5.27</b>	5.0	5.0	5.0
19	<b>16.3</b>	16.3	16.3	<b>3.2</b>	3.2	3.2	<b>5.14</b>	5.1	5.1	5.1
18	<b>16.0</b>	16.0	16.0	<b>3.2</b>	3.2	3.2	<b>5.01</b>	5.1	5.1	5.1
17	<b>15.7</b>	15.7	15.7	<b>3.2</b>	3.2	3.2	<b>4.89</b>	5.1	5.1	5.1
16	<b>15.4</b>	15.4	15.4	<b>3.2</b>	3.2	3.2	<b>4.77</b>	5.1	5.1	5.1
15	<b>15.1</b>	15.1	15.1	<b>3.2</b>	3.2	3.2	<b>4.65</b>	5.1	5.1	5.1
14	<b>14.8</b>	14.8	14.8	<b>3.2</b>	3.2	3.2	<b>4.54</b>	5.1	5.1	5.1
13	<b>14.5</b>	14.5	14.5	<b>3.3</b>	3.3	3.3	<b>4.44</b>	5.2	5.2	5.2
12	<b>14.2</b>	14.2	14.2	<b>3.3</b>	3.3	3.3	<b>4.33</b>	5.2	5.2	5.2
11	<b>13.9</b>	13.9	13.9	<b>3.3</b>	3.3	3.3	<b>4.23</b>	5.2	5.2	5.2
10	<b>13.6</b>	13.6	13.6	<b>3.3</b>	3.3	3.3	<b>4.14</b>	5.2	5.2	5.2
9	<b>13.1</b>	13.1	13.1	<b>3.3</b>	3.3	3.3	<b>3.99</b>	5.2	5.2	5.2
8	<b>12.7</b>	12.7	12.7	<b>3.3</b>	3.3	3.3	<b>3.85</b>	5.2	5.2	5.2
7	<b>12.3</b>	12.3	12.3	<b>3.3</b>	3.3	3.3	<b>3.72</b>	5.2	5.2	5.2
6	<b>12.0</b>	12.0	12.0	<b>3.3</b>	3.3	3.3	<b>3.61</b>	5.2	5.2	5.2
5	<b>11.6</b>	11.6	11.6	<b>3.3</b>	3.3	3.3	<b>3.50</b>	5.2	5.2	5.2
4	<b>11.3</b>	11.3	11.3	<b>3.3</b>	3.3	3.3	<b>3.40</b>	5.2	5.2	5.2
3	<b>11.0</b>	11.0	11.0	<b>3.3</b>	3.3	3.3	<b>3.30</b>	5.2	5.2	5.2
2	<b>10.7</b>	10.7	10.7	<b>3.3</b>	3.3	3.3	<b>3.22</b>	5.2	5.2	5.2
1	<b>10.4</b>	10.4	10.4	<b>3.3</b>	3.3	3.3	<b>3.14</b>	5.2	5.2	5.2
0	<b>10.2</b>	10.2	10.2	<b>3.3</b>	3.3	3.3	<b>3.07</b>	5.2	5.2	5.2
-1	<b>10.0</b>	10.0	10.0	<b>3.3</b>	3.3	3.3	<b>3.00</b>	5.2	5.2	5.2
-2	<b>9.8</b>	9.8	9.8	<b>3.3</b>	3.3	3.3	<b>2.94</b>	5.2	5.2	5.2
-3	<b>9.6</b>	9.6	9.6	<b>3.3</b>	3.3	3.3	<b>2.89</b>	5.2	5.2	5.2
-4	<b>9.4</b>	9.4	9.4	<b>3.3</b>	3.3	3.3	<b>2.84</b>	5.2	5.2	5.2
-5	<b>9.2</b>	9.2	9.2	<b>3.3</b>	3.3	3.3	<b>2.79</b>	5.2	5.2	5.2
-6	<b>9.1</b>	9.1	9.1	<b>3.3</b>	3.3	3.3	<b>2.75</b>	5.2	5.2	5.2
-7	<b>9.0</b>	9.0	9.0	<b>3.3</b>	3.3	3.3	<b>2.71</b>	5.2	5.2	5.2
-8	<b>8.9</b>	8.9	8.9	<b>3.3</b>	3.3	3.3	<b>2.68</b>	5.2	5.2	5.2
-9	<b>8.8</b>	8.8	8.8	<b>3.3</b>	3.3	3.3	<b>2.65</b>	5.2	5.2	5.2
-10	<b>8.7</b>	8.7	8.7	<b>3.3</b>	3.3	3.3	<b>2.63</b>	5.2	5.2	5.2
-11	<b>8.5</b>	8.5	8.5	<b>3.3</b>	3.3	3.3	<b>2.57</b>	5.2	5.2	5.2
-12	<b>8.3</b>	8.3	8.3	<b>3.3</b>	3.3	3.3	<b>2.51</b>	5.2	5.2	5.2
-13	<b>8.1</b>	8.1	8.1	<b>3.3</b>	3.3	3.3	<b>2.45</b>	5.2	5.2	5.2
-14	<b>7.9</b>	7.9	7.9	<b>3.3</b>	3.3	3.3	<b>2.40</b>	5.2	5.2	5.2
-15	<b>7.7</b>	7.7	7.7	<b>3.3</b>	3.3	3.3	<b>2.35</b>	5.2	5.2	5.2
-16	<b>7.5</b>	7.5	7.5	<b>3.3</b>	3.3	3.3	<b>2.29</b>	5.2	5.2	5.2
-17	<b>7.4</b>	7.4	7.4	<b>3.3</b>	3.3	3.3	<b>2.24</b>	5.2	5.2	5.2
-18	<b>7.2</b>	7.2	7.2	<b>3.3</b>	3.3	3.3	<b>2.19</b>	5.2	5.2	5.2
-19	<b>7.0</b>	7.0	7.0	<b>3.3</b>	3.3	3.3	<b>2.14</b>	5.2	5.2	5.2
-20	<b>6.9</b>	6.9	6.9	<b>3.3</b>	3.3	3.3	<b>2.09</b>	5.2	5.2	5.2
-21	<b>6.7</b>	6.7	6.7	<b>3.3</b>	3.3	3.3	<b>2.04</b>	5.2	5.2	5.2
-22	<b>6.5</b>	6.5	6.5	<b>3.3</b>	3.3	3.3	<b>2.00</b>	5.2	5.2	5.2
-23	<b>6.4</b>	6.4	6.4	<b>3.3</b>	3.3	3.3	<b>1.95</b>	5.2	5.2	5.2
-24	<b>6.2</b>	6.2	6.2	<b>3.3</b>	3.3	3.3	<b>1.91</b>	5.2	5.2	5.2
-25	<b>6.1</b>	6.1	6.1	<b>3.3</b>	3.3	3.3	<b>1.86</b>	5.2	5.2	5.2

\* attention: operating limits not reflected in performance table

# WAMAK AiWa 11 EVI H Out

Th [°C]		55 °C								
Ta [°C]	Qh nom [kW]	Qh min [kW]	Qh max [kW]	Pin nom [kW]	Pin-min [kW]	Pin-max [kW]	COP kW / kW	I nom [A]	I min [A]	I max [A]
25	17.9	17.9	17.9	4.1	4.1	4.1	4.35	6.2	6.2	6.2
24	17.5	17.5	17.5	4.1	4.1	4.1	4.25	6.2	6.2	6.2
23	17.2	17.2	17.2	4.1	4.1	4.1	4.15	6.3	6.3	6.3
22	16.9	16.9	16.9	4.2	4.2	4.2	4.06	6.3	6.3	6.3
21	16.6	16.6	16.6	4.2	4.2	4.2	3.98	6.3	6.3	6.3
20	16.3	16.3	16.3	4.2	4.2	4.2	3.89	6.3	6.3	6.3
19	16.0	16.0	16.0	4.2	4.2	4.2	3.81	6.3	6.3	6.3
18	15.7	15.7	15.7	4.2	4.2	4.2	3.73	6.4	6.4	6.4
17	15.4	15.4	15.4	4.2	4.2	4.2	3.65	6.4	6.4	6.4
16	15.1	15.1	15.1	4.2	4.2	4.2	3.57	6.4	6.4	6.4
15	14.9	14.9	14.9	4.2	4.2	4.2	3.50	6.4	6.4	6.4
14	14.6	14.6	14.6	4.3	4.3	4.3	3.43	6.4	6.4	6.4
13	14.3	14.3	14.3	4.3	4.3	4.3	3.36	6.4	6.4	6.4
12	14.0	14.0	14.0	4.3	4.3	4.3	3.29	6.4	6.4	6.4
11	13.8	13.8	13.8	4.3	4.3	4.3	3.22	6.4	6.4	6.4
10	13.5	13.5	13.5	4.3	4.3	4.3	3.16	6.4	6.4	6.4
9	13.1	13.1	13.1	4.3	4.3	4.3	3.06	6.4	6.4	6.4
8	12.7	12.7	12.7	4.3	4.3	4.3	2.96	6.4	6.4	6.4
7	12.3	12.3	12.3	4.3	4.3	4.3	2.88	6.4	6.4	6.4
6	12.0	12.0	12.0	4.3	4.3	4.3	2.80	6.5	6.5	6.5
5	11.7	11.7	11.7	4.3	4.3	4.3	2.72	6.5	6.5	6.5
4	11.4	11.4	11.4	4.3	4.3	4.3	2.65	6.5	6.5	6.5
3	11.1	11.1	11.1	4.3	4.3	4.3	2.59	6.5	6.5	6.5
2	10.9	10.9	10.9	4.3	4.3	4.3	2.53	6.5	6.5	6.5
1	10.6	10.6	10.6	4.3	4.3	4.3	2.47	6.4	6.4	6.4
0	10.4	10.4	10.4	4.3	4.3	4.3	2.42	6.4	6.4	6.4
-1	10.2	10.2	10.2	4.3	4.3	4.3	2.38	6.4	6.4	6.4
-2	10.0	10.0	10.0	4.3	4.3	4.3	2.33	6.4	6.4	6.4
-3	9.8	9.8	9.8	4.3	4.3	4.3	2.29	6.4	6.4	6.4
-4	9.7	9.7	9.7	4.3	4.3	4.3	2.26	6.4	6.4	6.4
-5	9.5	9.5	9.5	4.3	4.3	4.3	2.23	6.4	6.4	6.4
-6	9.4	9.4	9.4	4.3	4.3	4.3	2.20	6.4	6.4	6.4
-7	9.3	9.3	9.3	4.3	4.3	4.3	2.17	6.4	6.4	6.4
-8	9.2	9.2	9.2	4.3	4.3	4.3	2.15	6.4	6.4	6.4
-9	9.1	9.1	9.1	4.3	4.3	4.3	2.13	6.4	6.4	6.4
-10	9.0	9.0	9.0	4.3	4.3	4.3	2.11	6.4	6.4	6.4
-11	8.8	8.8	8.8	4.3	4.3	4.3	2.07	6.4	6.4	6.4
-12	8.7	8.7	8.7	4.3	4.3	4.3	2.03	6.4	6.4	6.4
-13	8.5	8.5	8.5	4.3	4.3	4.3	1.99	6.4	6.4	6.4
-14	8.3	8.3	8.3	4.3	4.3	4.3	1.95	6.4	6.4	6.4
-15	8.1	8.1	8.1	4.3	4.3	4.3	1.91	6.4	6.4	6.4
-16	8.0	8.0	8.0	4.3	4.3	4.3	1.87	6.4	6.4	6.4
-17	7.8	7.8	7.8	4.3	4.3	4.3	1.83	6.4	6.4	6.4
-18	7.7	7.7	7.7	4.3	4.3	4.3	1.80	6.4	6.4	6.4
-19	7.5	7.5	7.5	4.3	4.3	4.3	1.76	6.4	6.4	6.4
-20	7.4	7.4	7.4	4.3	4.3	4.3	1.72	6.4	6.4	6.4
-21	7.2	7.2	7.2	4.3	4.3	4.3	1.69	6.4	6.4	6.4
-22	7.1	7.1	7.1	4.3	4.3	4.3	1.66	6.4	6.4	6.4
-23	6.9	6.9	6.9	4.3	4.3	4.3	1.62	6.4	6.4	6.4
-24	6.8	6.8	6.8	4.3	4.3	4.3	1.59	6.4	6.4	6.4
-25	6.7	6.7	6.7	4.3	4.3	4.3	1.56	6.4	6.4	6.4

\* attention: operating limits not reflected in performance table

**WAMAK AiWa 11 EVI H Out**

Th [°C]		T-Max @ 65 °C								
Ta [°C]	Qh nom [kW]	Qh min [kW]	Qh max [kW]	Pin nom [kW]	Pin-min [kW]	Pin-max [kW]	COP kW / kW	I nom [A]	I min [A]	I max [A]
25	17.4	17.4	17.4	5.4	5.4	5.4	3.21	8.0	8.0	8.0
24	17.1	17.1	17.1	5.4	5.4	5.4	3.15	8.0	8.0	8.0
23	16.8	16.8	16.8	5.5	5.5	5.5	3.09	8.0	8.0	8.0
22	16.6	16.6	16.6	5.5	5.5	5.5	3.03	8.0	8.0	8.0
21	16.3	16.3	16.3	5.5	5.5	5.5	2.97	8.0	8.0	8.0
20	16.0	16.0	16.0	5.5	5.5	5.5	2.92	8.0	8.0	8.0
19	15.7	15.7	15.7	5.5	5.5	5.5	2.87	8.1	8.1	8.1
18	15.5	15.5	15.5	5.5	5.5	5.5	2.81	8.1	8.1	8.1
17	15.2	15.2	15.2	5.5	5.5	5.5	2.76	8.1	8.1	8.1
16	15.0	15.0	15.0	5.5	5.5	5.5	2.71	8.1	8.1	8.1
15	14.7	14.7	14.7	5.5	5.5	5.5	2.66	8.1	8.1	8.1
14	14.5	14.5	14.5	5.5	5.5	5.5	2.62	8.1	8.1	8.1
13	14.2	14.2	14.2	5.5	5.5	5.5	2.57	8.1	8.1	8.1
12	14.0	14.0	14.0	5.5	5.5	5.5	2.53	8.1	8.1	8.1
11	13.7	13.7	13.7	5.5	5.5	5.5	2.48	8.1	8.1	8.1
10	13.5	13.5	13.5	5.5	5.5	5.5	2.44	8.1	8.1	8.1
9	13.2	13.2	13.2	5.5	5.5	5.5	2.37	8.1	8.1	8.1
8	12.8	12.8	12.8	5.5	5.5	5.5	2.31	8.1	8.1	8.1
7	12.5	12.5	12.5	5.6	5.6	5.6	2.25	8.1	8.1	8.1
6	12.2	12.2	12.2	5.6	5.6	5.6	2.20	8.1	8.1	8.1
5	11.9	11.9	11.9	5.6	5.6	5.6	2.15	8.1	8.1	8.1
4	11.7	11.7	11.7	5.6	5.6	5.6	2.10	8.1	8.1	8.1
3	11.4	11.4	11.4	5.6	5.6	5.6	2.05	8.1	8.1	8.1
2	11.2	11.2	11.2	5.6	5.6	5.6	2.01	8.1	8.1	8.1
1	11.0	11.0	11.0	5.6	5.6	5.6	1.98	8.1	8.1	8.1
0	10.8	10.8	10.8	5.6	5.6	5.6	1.94	8.1	8.1	8.1
-1	10.6	10.6	10.6	5.6	5.6	5.6	1.91	8.1	8.1	8.1
-2	10.4	10.4	10.4	5.6	5.6	5.6	1.88	8.1	8.1	8.1
-3	10.3	10.3	10.3	5.6	5.6	5.6	1.85	8.1	8.1	8.1
-4	10.1	10.1	10.1	5.6	5.6	5.6	1.83	8.1	8.1	8.1
-5	10.0	10.0	10.0	5.6	5.6	5.6	1.80	8.1	8.1	8.1
-6	9.9	9.9	9.9	5.6	5.6	5.6	1.78	8.1	8.1	8.1
-7	9.8	9.8	9.8	5.6	5.6	5.6	1.77	8.1	8.1	8.1
-8	9.7	9.7	9.7	5.6	5.6	5.6	1.75	8.1	8.1	8.1
-9	9.6	9.6	9.6	5.6	5.6	5.6	1.74	8.1	8.1	8.1
-10	9.6	9.6	9.6	5.6	5.6	5.6	1.72	8.1	8.1	8.1
-11	9.4	9.4	9.4	5.6	5.6	5.6	1.70	8.1	8.1	8.1
-12	9.3	9.3	9.3	5.6	5.6	5.6	1.67	8.1	8.1	8.1
-13	9.1	9.1	9.1	5.6	5.6	5.6	1.64	8.1	8.1	8.1
-14	9.0	9.0	9.0	5.6	5.6	5.6	1.61	8.1	8.1	8.1
-15	8.8	8.8	8.8	5.6	5.6	5.6	1.59	8.1	8.1	8.1
-16										
-17										
-18										
-19										
-20										
-21										
-22										
-23										
-24										
-25										

\* attention: operating limits not reflected in performance table

Tc [°C]		W 12 / 7 °C								
Ta [°C]	Qc nom [kW]	Qc min [kW]	Qc max [kW]	Pin [kW]	Pin min [kW]	Pin max [kW]	EER kW / kW	I nom [A]	I min [A]	I max [A]
40	8.2	8.2	8.2	3.6	3.6	3.6	2.29	5.6	5.6	5.6
39	8.3	8.3	8.3	3.5	3.5	3.5	2.37	5.4	5.4	5.4
38	8.3	8.3	8.3	3.4	3.4	3.4	2.45	5.3	5.3	5.3
37	8.4	8.4	8.4	3.3	3.3	3.3	2.53	5.2	5.2	5.2
36	8.5	8.5	8.5	3.2	3.2	3.2	2.62	5.1	5.1	5.1
35	8.6	8.6	8.6	3.2	3.2	3.2	2.71	5.0	5.0	5.0
34	8.6	8.6	8.6	3.1	3.1	3.1	2.80	4.9	4.9	4.9
33	8.7	8.7	8.7	3.0	3.0	3.0	2.90	4.8	4.8	4.8
32	8.7	8.7	8.7	2.9	2.9	2.9	2.99	4.8	4.8	4.8
31	8.8	8.8	8.8	2.9	2.9	2.9	3.09	4.7	4.7	4.7
30	8.9	8.9	8.9	2.8	2.8	2.8	3.19	4.6	4.6	4.6
29	8.9	8.9	8.9	2.7	2.7	2.7	3.30	4.5	4.5	4.5
28	9.0	9.0	9.0	2.6	2.6	2.6	3.41	4.4	4.4	4.4
27	9.0	9.0	9.0	2.6	2.6	2.6	3.52	4.3	4.3	4.3
26	9.1	9.1	9.1	2.5	2.5	2.5	3.63	4.3	4.3	4.3
25	9.2	9.2	9.2	2.4	2.4	2.4	3.75	4.2	4.2	4.2
24	9.2	9.2	9.2	2.4	2.4	2.4	3.87	4.1	4.1	4.1
23	9.3	9.3	9.3	2.3	2.3	2.3	4.00	4.1	4.1	4.1
22	9.3	9.3	9.3	2.3	2.3	2.3	4.13	4.0	4.0	4.0
21	9.4	9.4	9.4	2.2	2.2	2.2	4.26	3.9	3.9	3.9
20	9.4	9.4	9.4	2.1	2.1	2.1	4.40	3.9	3.9	3.9
19	9.4	9.4	9.4	2.1	2.1	2.1	4.54	3.8	3.8	3.8
18	9.5	9.5	9.5	2.0	2.0	2.0	4.69	3.7	3.7	3.7
17	9.5	9.5	9.5	2.0	2.0	2.0	4.84	3.7	3.7	3.7

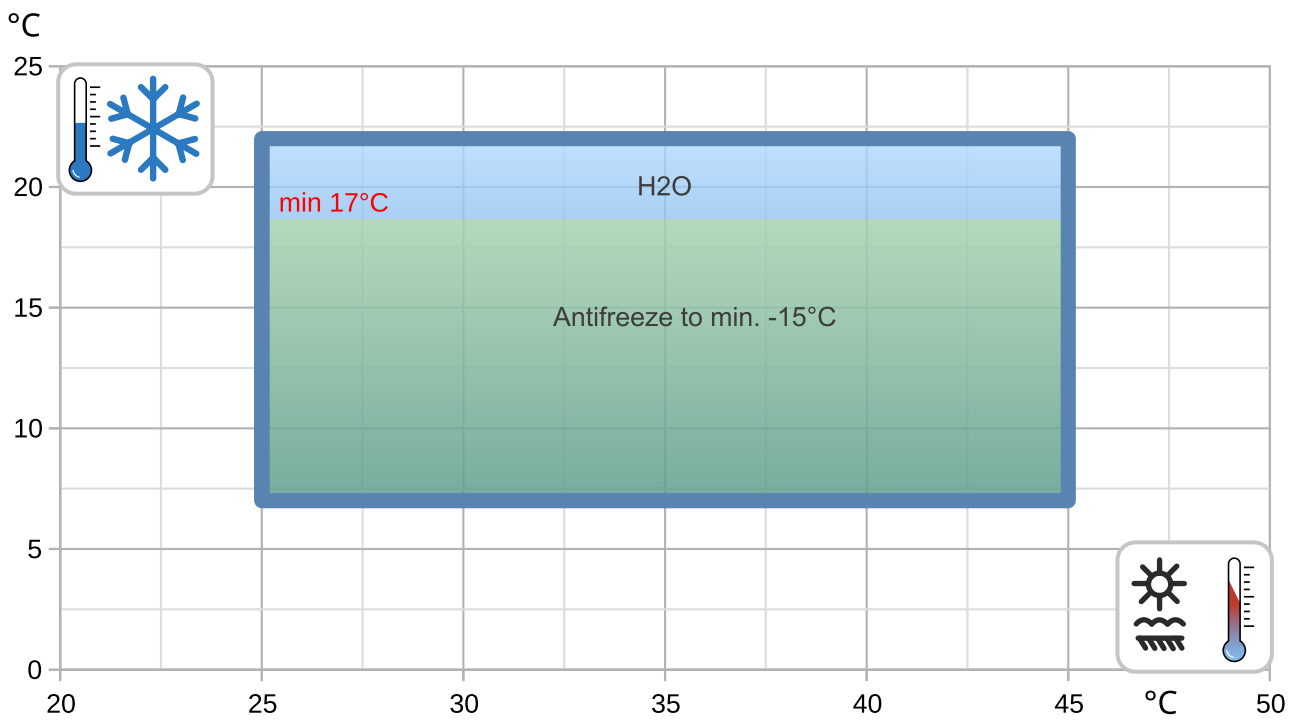
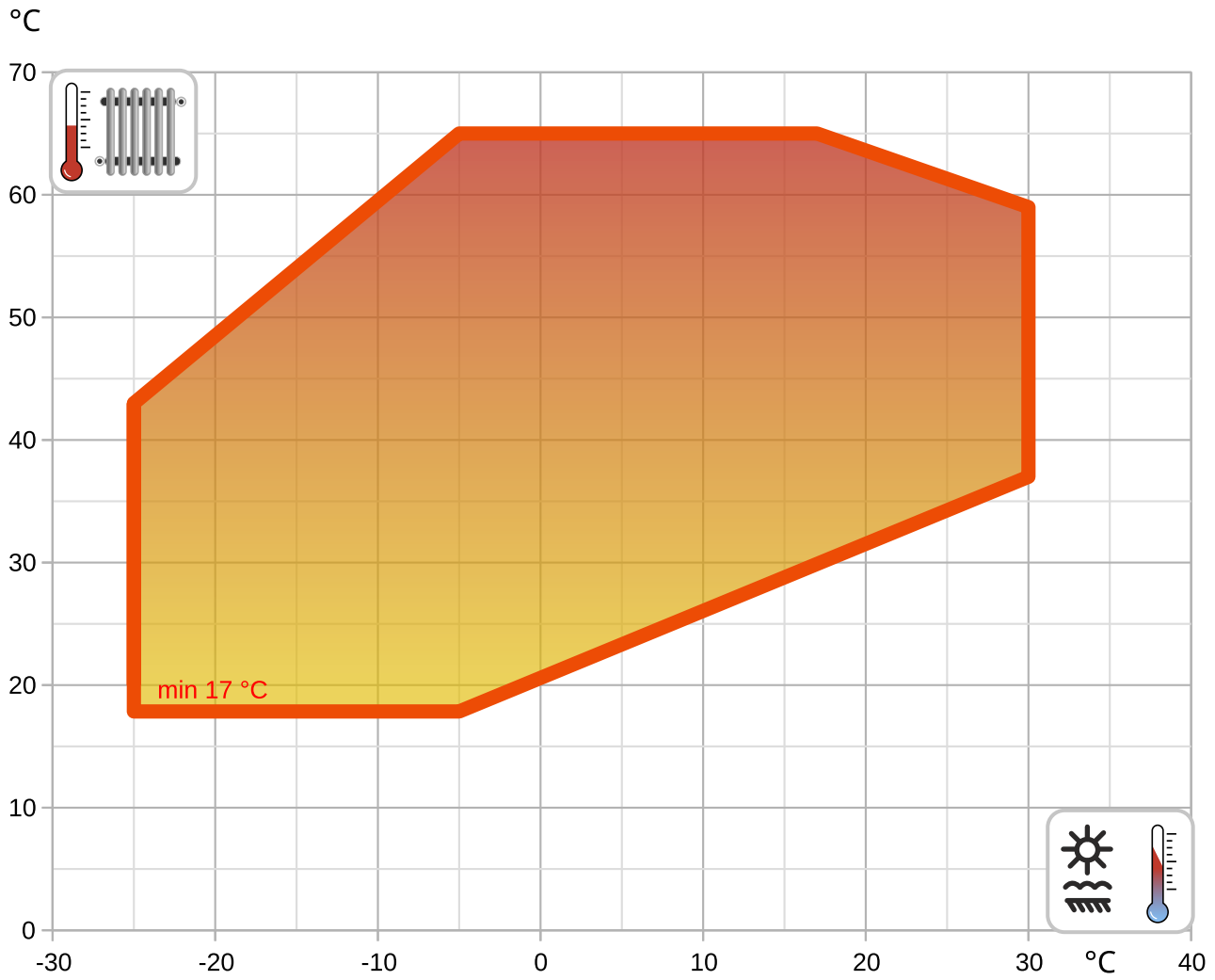
Tc [°C]		W 23 / 18 °C								
Ta [°C]	Qc [kW]	Qh-min [kW]	Qh-max [kW]	Pin [kW]	Pin-min [kW]	Pin-max [kW]	EER kW / kW	I [A]	I-min [A]	I-max [A]
40	11.0	11.0	11.0	3.6	3.6	3.6	3.08	5.5	5.5	5.5
39	11.1	11.1	11.1	3.5	3.5	3.5	3.19	5.4	5.4	5.4
38	11.2	11.2	11.2	3.4	3.4	3.4	3.30	5.3	5.3	5.3
37	11.3	11.3	11.3	3.3	3.3	3.3	3.41	5.2	5.2	5.2
36	11.4	11.4	11.4	3.2	3.2	3.2	3.53	5.1	5.1	5.1
35	11.5	11.5	11.5	3.2	3.2	3.2	3.65	5.0	5.0	5.0
34	11.6	11.6	11.6	3.1	3.1	3.1	3.77	4.9	4.9	4.9
33	11.7	11.7	11.7	3.0	3.0	3.0	3.90	4.8	4.8	4.8
32	11.8	11.8	11.8	2.9	2.9	2.9	4.03	4.7	4.7	4.7
31	11.9	11.9	11.9	2.9	2.9	2.9	4.16	4.6	4.6	4.6
30	11.9	11.9	11.9	2.8	2.8	2.8	4.30	4.5	4.5	4.5
29	12.0	12.0	12.0	2.7	2.7	2.7	4.44	4.4	4.4	4.4
28	12.1	12.1	12.1	2.6	2.6	2.6	4.59	4.3	4.3	4.3
27	12.2	12.2	12.2	2.6	2.6	2.6	4.74	4.2	4.2	4.2
26	12.3	12.3	12.3	2.5	2.5	2.5	4.89	4.2	4.2	4.2
25	12.3	12.3	12.3	2.4	2.4	2.4	5.05	4.1	4.1	4.1
24	12.4	12.4	12.4	2.4	2.4	2.4	5.21	4.0	4.0	4.0
23	12.5	12.5	12.5	2.3	2.3	2.3	5.38	3.9	3.9	3.9
22	12.5	12.5	12.5	2.3	2.3	2.3	5.55	3.9	3.9	3.9
21	12.6	12.6	12.6	2.2	2.2	2.2	5.73	3.8	3.8	3.8
20	12.7	12.7	12.7	2.1	2.1	2.1	5.92	3.7	3.7	3.7
19	12.7	12.7	12.7	2.1	2.1	2.1	6.11	3.6	3.6	3.6
18	12.8	12.8	12.8	2.0	2.0	2.0	6.31	3.6	3.6	3.6
17	12.8	12.8	12.8	2.0	2.0	2.0	6.52	3.5	3.5	3.5

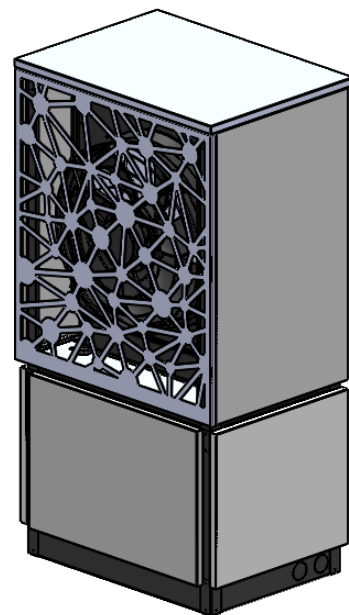

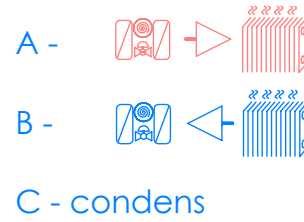
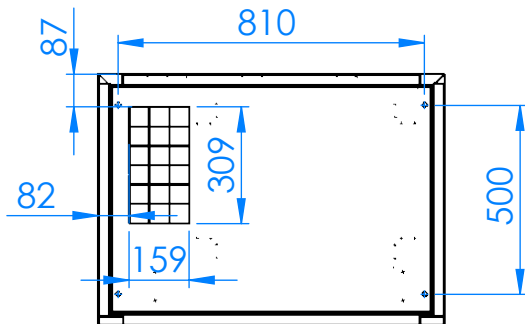
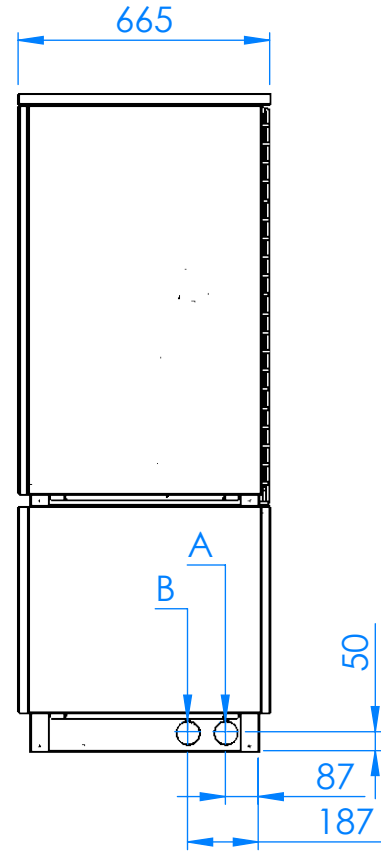
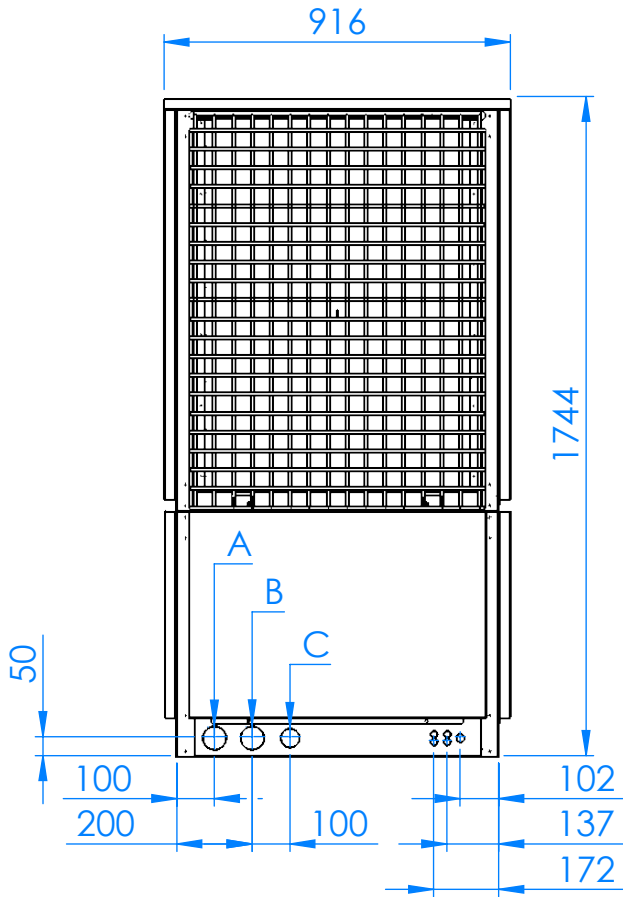
\* attention: operating limits not reflected in performance table

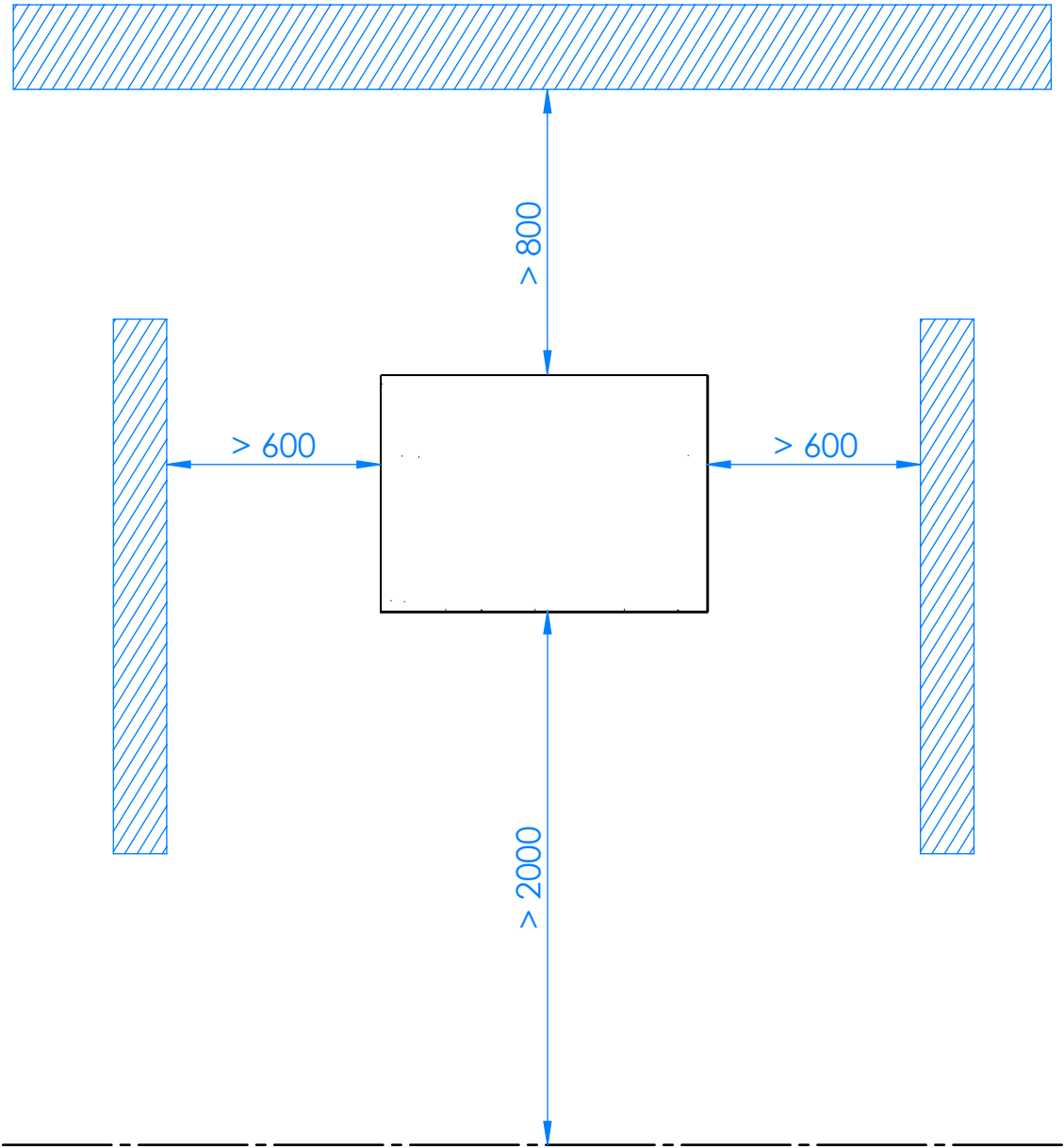
LEGENDE:

Ts-IN: Temperature renewable source - inlet [°C]  
Th-OU: Temperature heating - outlet (flow) [°C]  
Tc-OU: Temperature cooling - outlet (flow) [°C]  
Qh nom: Heating capacity nominal  
Qh min: Heating capacity minimal  
Qh max: Heating capacity maximal  
Pin nom: Power input at nominal heating capacity  
Pin min: Power input at minimal heating capacity  
Pin max: Power input at maximal heating capacity  
COP nom: coefficient of performance at nominal heating capacity  
Qc nom: cooling / heat extraction capacity at nominal heating capacity  
Qc min: cooling / heat extraction at minimal heating capacity  
Qc max: cooling / heat extraction at maximal heating capacity  
I nom: Current at nominal heating capacity  
EER: energy efficiency ratio at nominal cooling capacity

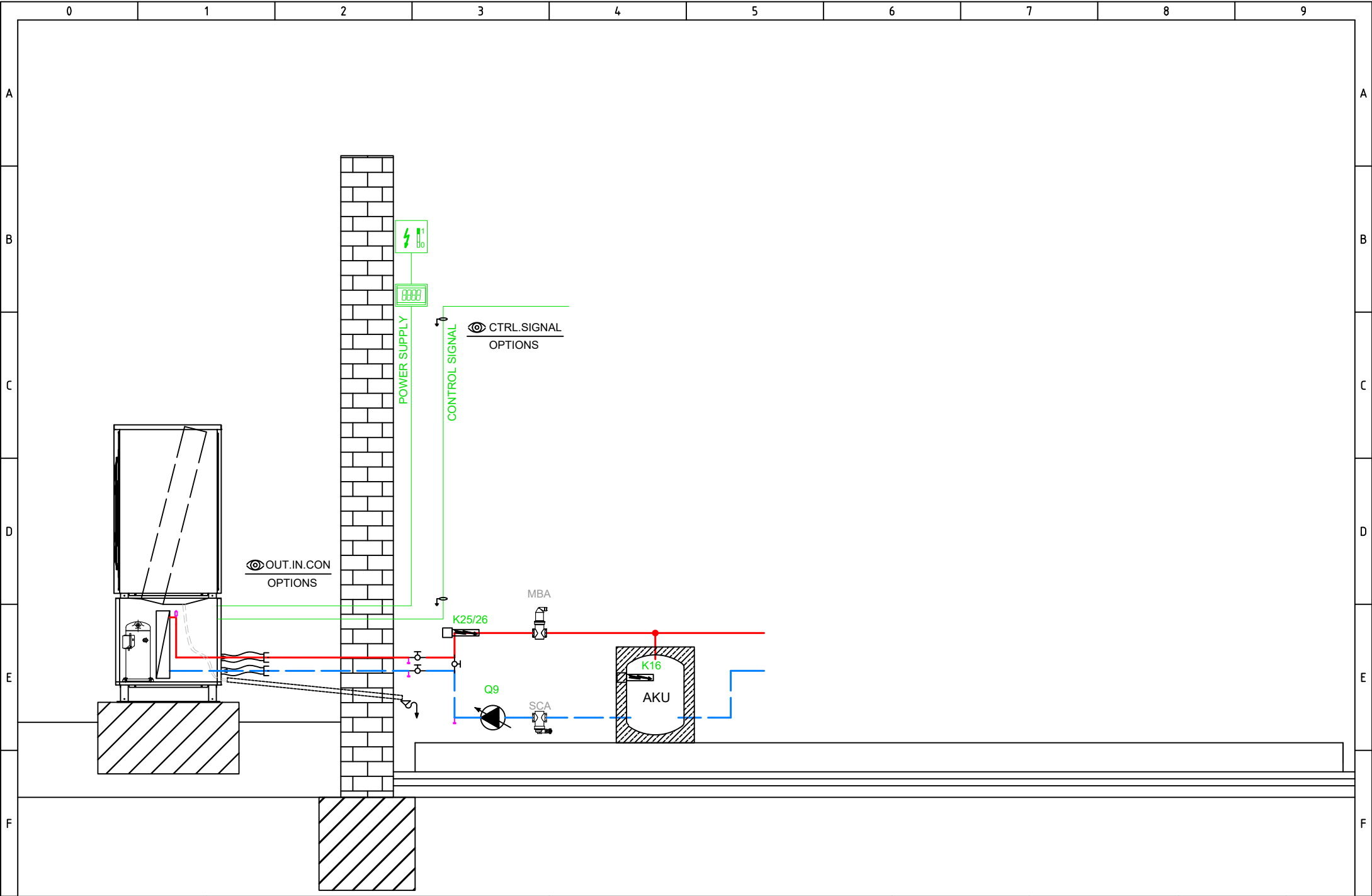
### Operating limits



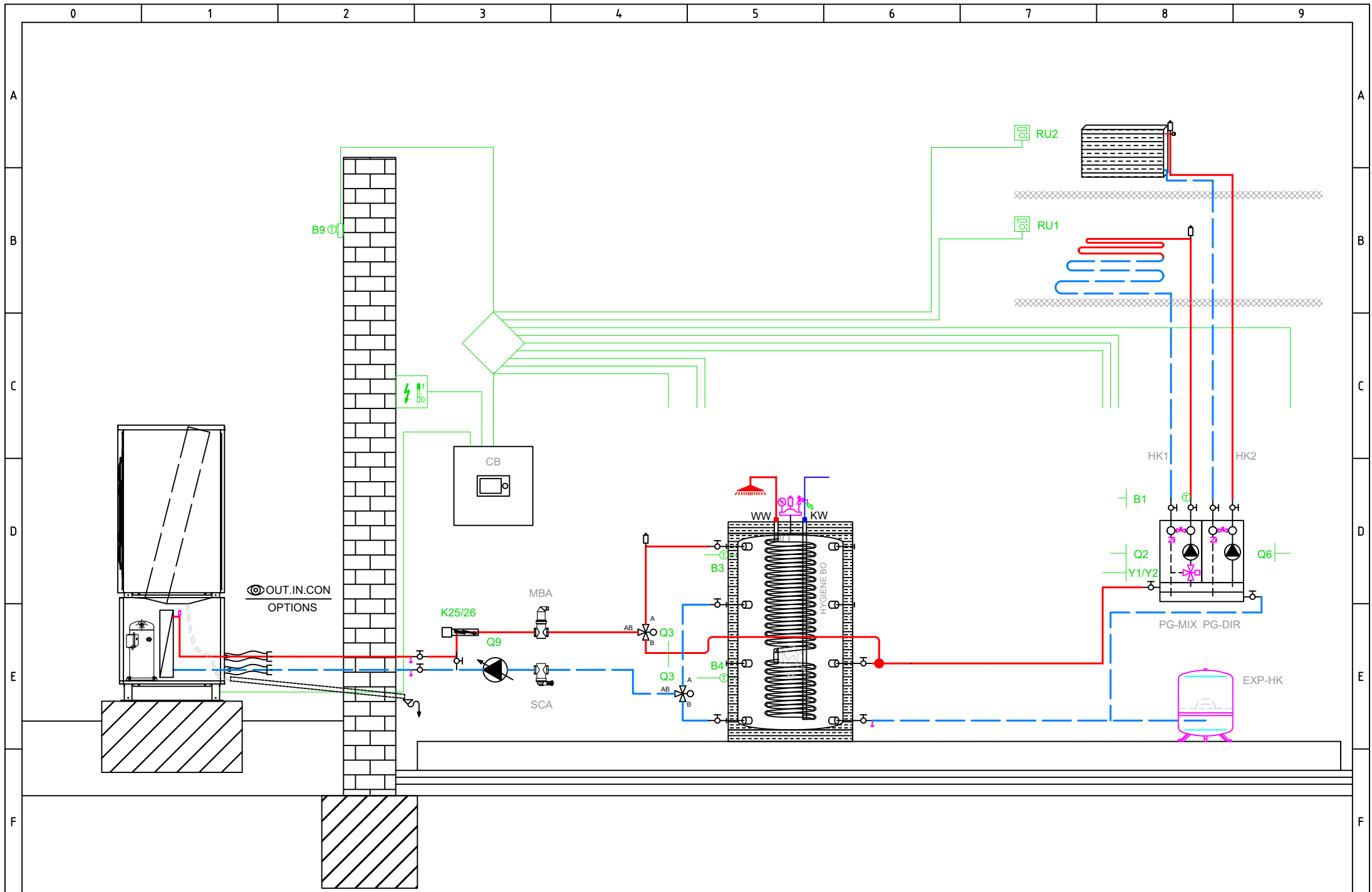




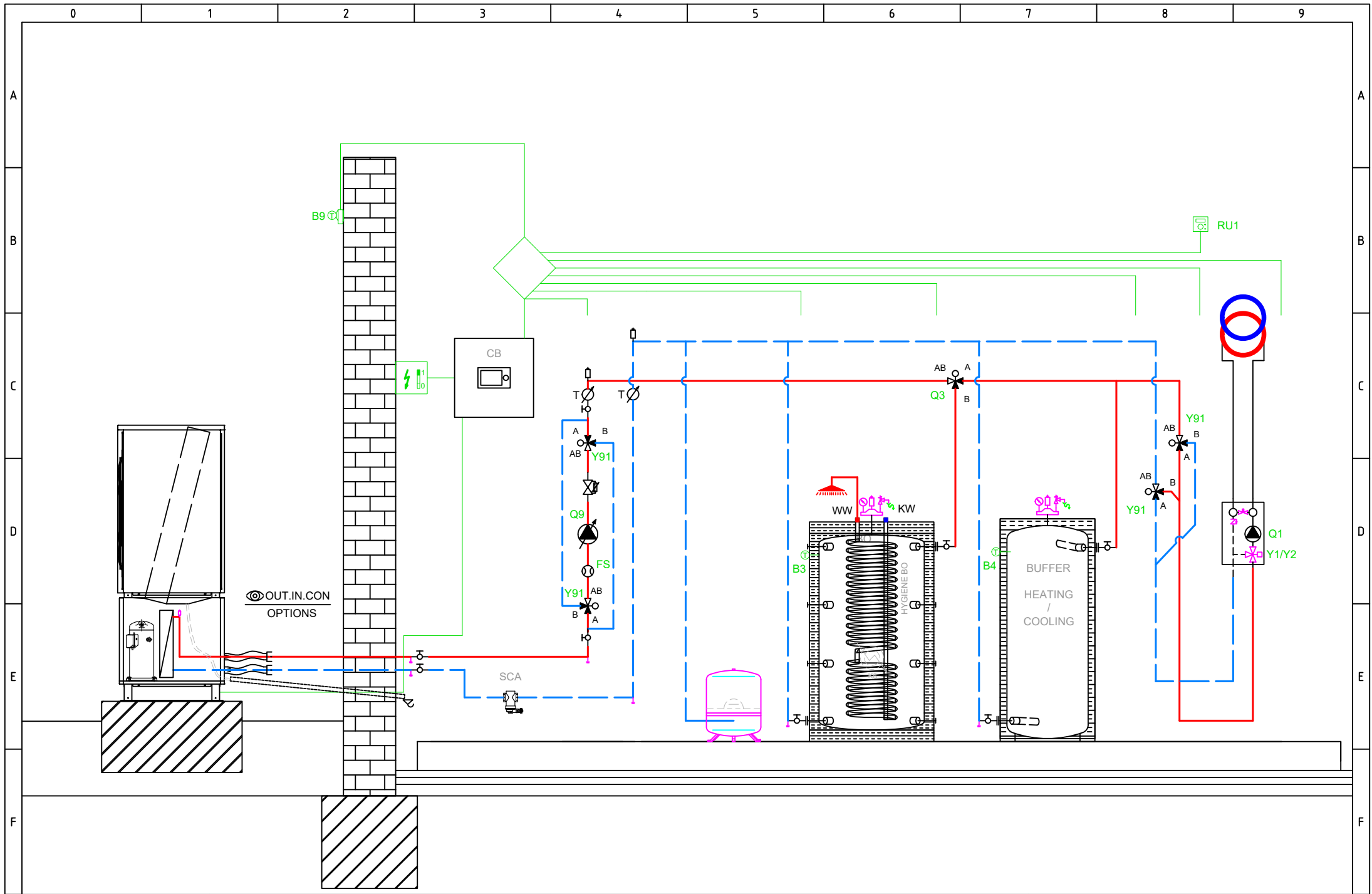




FACTORY SETTINGS



BASIC APPLICATION



OPTIONAL APPLICATION

Main power supply 230V / 50 Hz  
Ground  
Neutral conductor

- E10 High-pressure switch E10
- E11 Overload compressor 1 E11
- E14 Overload source E14
- E24 Flow switch consumers E24
- K82 Valve EVI K82

K40 Crankcase heater K40

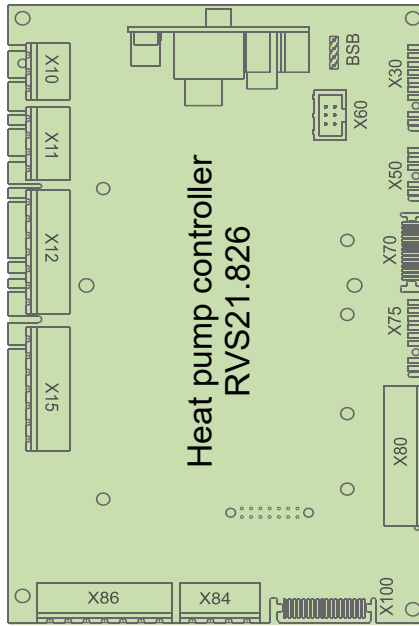
- L Phase 230V
- K1 Compressor stage 1 K1
- Y22 Process revers valve Y22

Q9 Condenser pump Q9

X10	1	L
X10	1	PE
X10	1	N
X11	1	EX1
X11	1	EX2
X11	1	EX3
X11	1	EX4
X12	1	QX1
X12	1	N
X12	1	QX2
X12	1	QX2i
X12	1	N
X12	1	FX3
X12	1	QX3
X15	1	QX4
X15	1	QX4i
X15	1	N
X15	1	QX5
X15	1	N
X15	1	ZX6
X15	1	N
X86	1	GX1
X86	1	H3
X86	1	M
X86	1	H1
X86	1	G+
X86	1	M
X86	1	BSB



Total: max 6A  
1 x QX...: max 2A



BSB
X30
X60
X50
X70

- BSB Connection service tool (OCI700)
- X30 Operating unit (HMI) AVS37.xxx
- X60 Modbus clip-in OCI351.01
- X50 Extension module AVS75.xxx
- X70 LPB clip-in

D1
D2
D3
UX3
M
DI6
DI7
M

- D1 Digital output 1 Heating
- D2 Digital output 2 Cooling
- D3 Digital output 3 HP On/Off

- DI6 Digital input 6 Defrosting
- DI7 Digital input 7 Alarm

BX1
M
BX2
M
UX1
M
UX2
M

- B91 Source inlet sensor B91
- B84 Source outl sens B92/B84
- K19 Fan K19
- 0..10 V Signal
- Q9 Condenser pump Q9
- PWM Signal

BX3
M
BX4
M

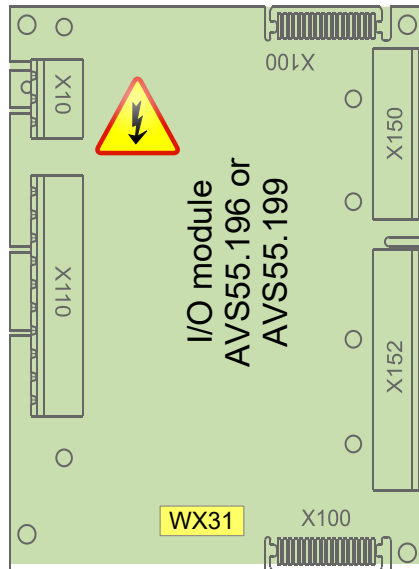
- B71 HP return sensor B71
- B9 Outside sensor B9

Main power supply 230V / 50 Hz  
Ground  
Neutral conductor

K10 Alarm output K10

V81 EEV evaporator V81

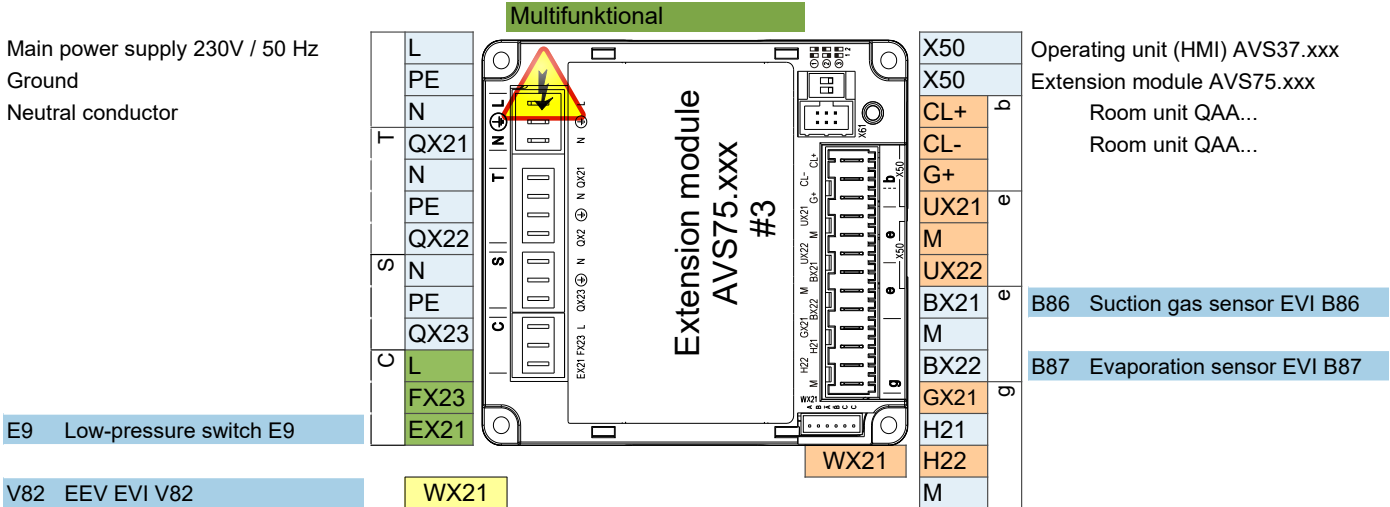

X10	1	L
X10	1	PE
X10	1	N
X110	1	QX31
X110	1	QX32
X110	1	N
X110	1	QX33
X110	1	N
X110	1	ZX34
X110	1	N
X115	1	QX35
X115	1	QX35i
X115	1	N

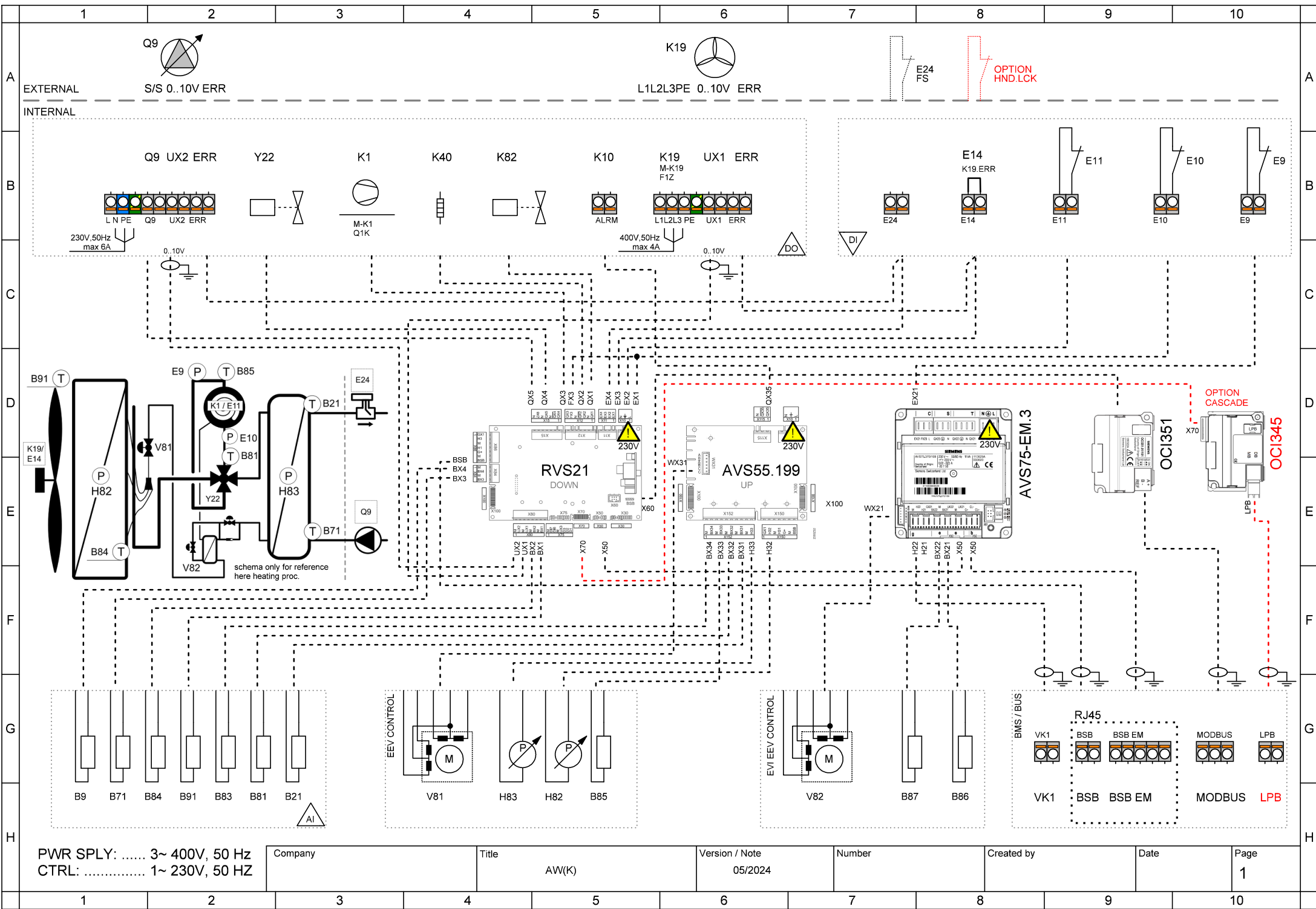


BSB
M
G+
H31
M
H32
GX1
H33
M
BX31
M
BX32
M
BX33
M
BX34
M

- 5 V/12 V for active sensors
- Flow measurement 10V
- Low pressure 0..10V
- 5 V/12 V for active sensors
- High pressure 0..10V
- B21 HP flow sensor B21
- B81 Hot-gas sensor B81
- B85 Suction gas sensor B85
- B83 Refrig sensor liquid B83

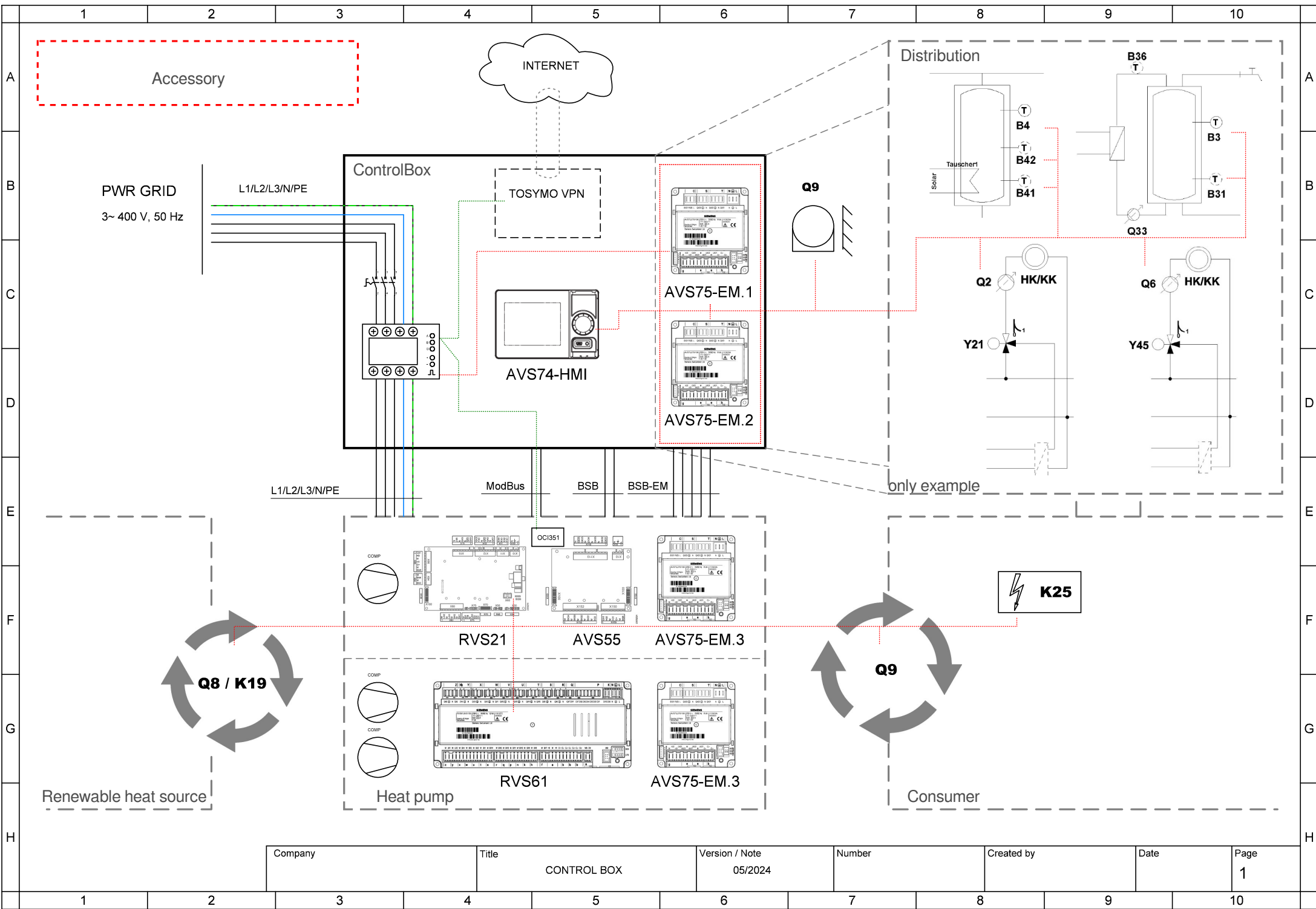
- AVS75.390
- AVS75.391
- AVS75.370





PWR SPLY: ..... 3~ 400V, 50 Hz  
 CTRL: ..... 1~ 230V, 50 HZ

Company	Title	Version / Note	Number	Created by	Date	Page
	AW(K)	05/2024				1



Company	Title	Version / Note	Number	Created by	Date	Page
	CONTROL BOX	05/2024				1



Company	Title	Version / Note	Number	Created by	Date	Page
	CONTROL BOX	05/2024				2





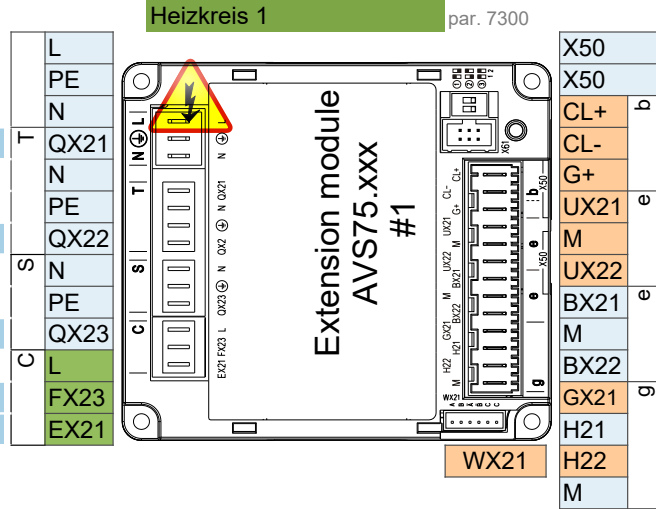
Company	Title	Version / Note	Number	Created by	Date	Page
	CONTROL BOX	05/2024				3



Company	Title	Version / Note	Number	Created by	Date	Page
	CONTROL BOX	05/2024				4

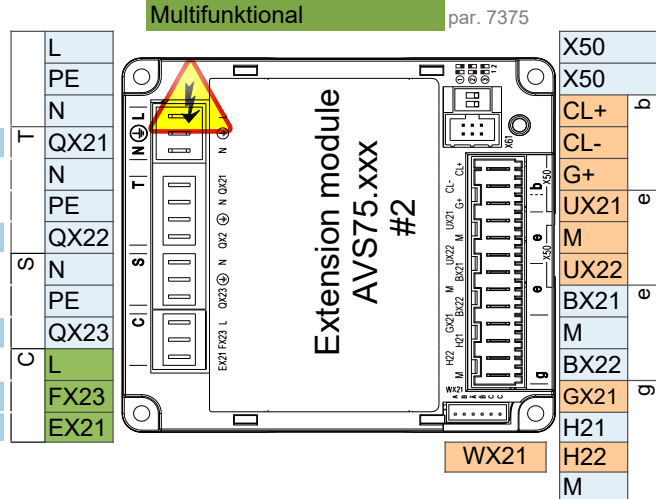
- AVS75.390
- AVS75.391
- AVS75.370

- AVS75.370**  
 Main power supply 230V / 50 Hz  
 Ground  
 Neutral conductor  
**Y1** Mixing valve Open  
  
**Y2** Mixing valve Close  
  
**Q2** Heat circuit pump HC1 Q2  
  
**L** Phase 230V  
**E61** Smart grid E61



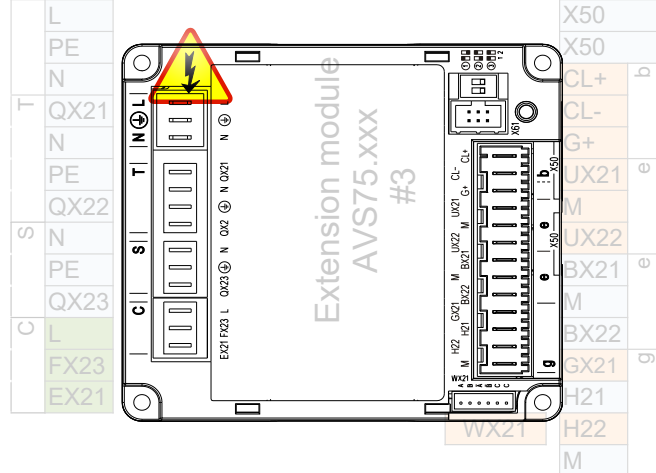
- Extension module AVS75.xxx  
 Room unit QAA...  
 Room unit QAA...  
  
**B1** Flow sensor 1  
  
 Pulse count

- AVS75.370**  
 Main power supply 230V / 50 Hz  
 Ground  
 Neutral conductor  
**Q3** DHW ctrl elem Q3  
  
**K6** El imm heater DHW K6  
  
**Q6** Heat circuit pump HC2 Q6  
  
**L** Phase 230V  
**E62** Smart grid E62



- Operating unit (HMI) AVS37.xxx  
 Extension module AVS75.xxx  
 Room unit QAA...  
 Room unit QAA...  
  
**B3** DHW sensor B3  
  
**B4** Buffer sensor B4

- Main power supply 230V / 50 Hz  
 Ground  
 Neutral conductor



- Operating unit (HMI) AVS37.xxx  
 Extension module AVS75.xxx  
 Room unit QAA...  
 Room unit QAA...

Attention: Extension module 3 is inside the heat pump

## Control connection options

### 1 ControlBox

---

ControlBox, with two built-in extension modules, enables numerous options for application control on the consumer side behind the heat pump. For more, see the ControlBox schematic and the application diagrams sheet.

### 2 Fix flow temperature setpoint - On / Off dry (potential free) contact

---

2 wire shielded cable 2 x 0.5 mm<sup>2</sup> - Setpoint = 45°C (editable by param. 1859)

Connection terminal - see wiring diagram

### 3 Analog 0..10V flow temperature setpoint control

---

2 wire shielded cable 2 x 0.5 mm<sup>2</sup> - Setpoint: 0V = 16°C ~ 10V = 60°C ( editable in parameter set )

Connection terminal - see wiring diagram

### 4 ModBus RTU communication command

---

3 wire shielded cable min. 3 x 0.25mm<sup>2</sup>

For ModBus mapping table contact technical support

### 5 MQTT IoT communication protocol

---

For more information contact technical support